



Virtual PE Administrator with VPETouch App

Welcome to the VPE Webinar!



Artie Kamiya


Personal Information:

Name	Artie Kamiya
Primary Email	
Secondary Email	artie@greatactivities.net

Contact Information:

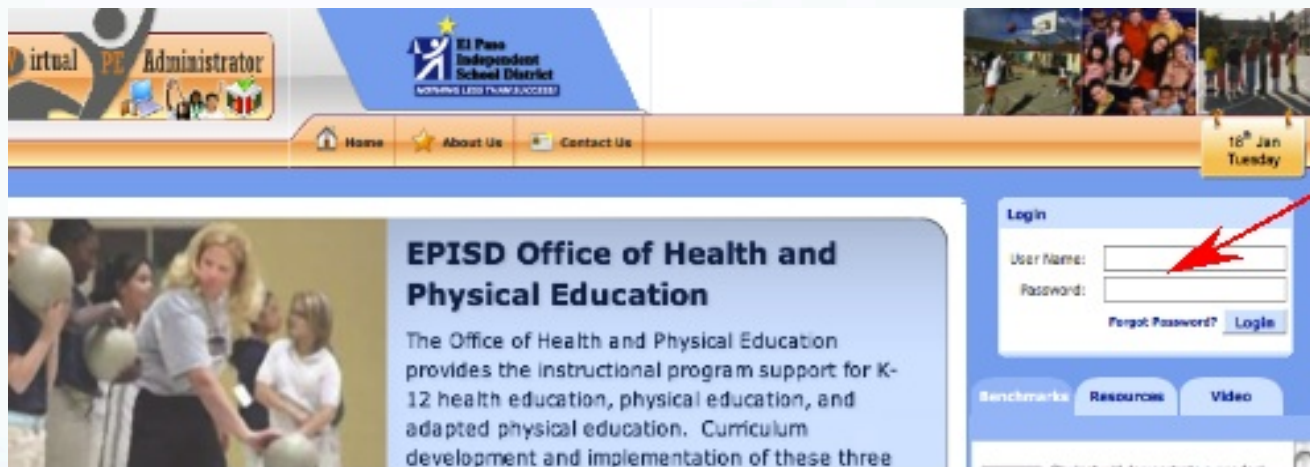
Cell Phone	(919) 818-6486
Home Phone	(800) 927-0682

The Virtual PE Administrator



How to Login for Today

- El Paso ISD VPE Site: <http://vps.virtualpe.com/vpe/episd>



Type in the User Name and Password in Login Box.

PE Users: elpasoelem2@vpe.com, elpasomid@vpe.com, or elpasohigh@vpe.com

Today's Password: 12345 (Good for today's workshop only)

Admin Panel

The screenshot displays the 'Virtual PE Administrator' interface. At the top left, there is a logo for 'Virtual PE Administrator' featuring a stylized figure. To the right is the 'El Paso Independent School District' logo with the tagline 'NOTHING LESS THAN SUCCESS!'. Below these is a navigation bar with links for 'Home', 'About Us', 'Contact Us', and 'Log Out'. A blue banner below the navigation bar reads 'Welcome Artie [Teacher]'. On the left side, there is a vertical menu with the following items: 'Change Password', 'Manage Profile', 'Formative Find & Sort', 'Attendance Roster', 'Formative Roster', 'Manage Form Overlay', 'Manage School', 'Mass Upload', and 'Manage Schedule'. The main content area on the right says 'Welcome to the Admin Section.' and features a prominent 'BEGIN QUICK-START' button. Below the button, it states 'All video tutorials and Quick-Start folder downloads can be found in our HELP section' and provides a breadcrumb trail: 'HELP > VPE OVERVIEW > QUICKSTART'.

From your Admin Panel you can:

- (1) Change your Password,**
- (2) Manage Your Profile,**
- (3) Click to see the EPISD Home Page**
- (4) Manage Your Weekly Teaching Schedule, and**
- (5) Use the Summative and Formative Forms.**

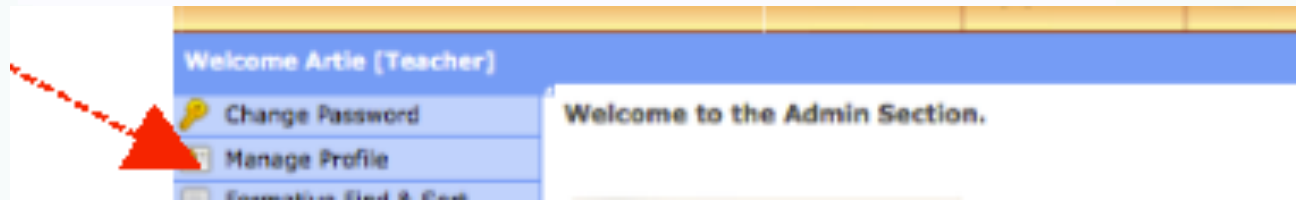
Change Your Password



- Click on “Change Password”
- Enter Old password – 55555 (**Don't really do this!**)
- Enter new password twice and press “Submit”

A screenshot of the 'Change Password' form. The form has a title bar with a key icon and the text 'Change Password'. It contains three input fields: 'Old Password *', 'New Password *', and 'Confirm Password *'. Below the input fields are two buttons: 'Submit' and 'Cancel'.

Manage Your Profile



- Click on “Manage Profile”
- Click on “**Edit Profile**” in upper right-hand corner
- Edit and add information as needed
- Press “Save” when finished

A screenshot of the "Edit Profile" form. The form has a blue header with a lock icon and the text "Edit Profile". The fields are as follows:

First Name: *	<input type="text" value="Artie"/>
Last Name: *	<input type="text" value="Kamiya"/>
Image:	<input type="text"/> <input data-bbox="1102 1149 1186 1177" type="button" value="Browse..."/>
Primary Email: *	<input type="text" value="elpasoelem2@vpe.com"/>
Secondary Email:	<input type="text" value="artie@greatactivities.net"/>
Cell Phone:	<input type="text" value="(919) 818-6486"/>
Home Phone:	<input type="text" value="(800) 927-0682"/>

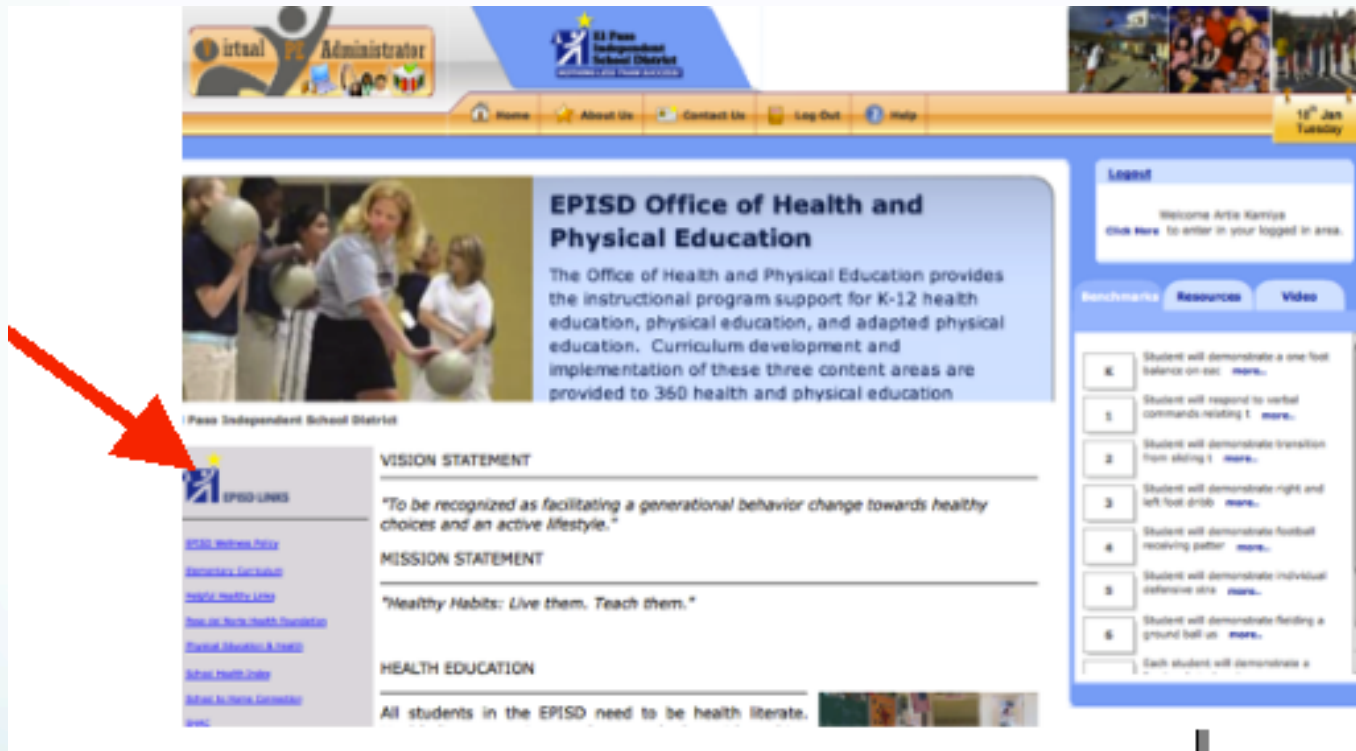
At the bottom right of the form are two buttons: "Save" and "Cancel".

The El Paso ISD Homepage



- Click on “Home” to get to:
 - ≈ **EPISD Links**
 - ≈ **EPISD K-8 Benchmarks**
 - ≈ **EPISD Resources**
 - ≈ **EPISD Video Archives**

The El Paso ISD Homepage



The screenshot displays the El Paso ISD homepage. At the top, there is a navigation bar with links for Home, About Us, Contact Us, Log Out, and Help. A date indicator shows "10th Jan Tuesday". The main content area features a large image of students and a section titled "EPISD Office of Health and Physical Education" with a description of their instructional support for K-12 health education, physical education, and adapted physical education. Below this, a sidebar titled "EPISD LINKS" is highlighted with a red arrow. The sidebar contains several links: [EPISD Welcome Page](#), [Administrators' Dashboard](#), [EPISD Health Literacy](#), [How do I track Health Education?](#), [District, Division, & School](#), [School Health Index](#), and [School to Home Connection](#). The main content area also includes a "Learnit" section with a welcome message for Arto Kariya, a "Benchmarks" section with a list of student performance indicators, and a "Resources" section with a "Video" link.

On the Home Page, you'll see:
≈ **EPISD Links**

The El Paso ISD Homepage



The screenshot shows the El Paso ISD homepage. At the top, there is a navigation bar with links for Home, About Us, Contact Us, and Help. A red arrow points from the navigation bar to the main content area. The main content area features a large image of a teacher and students, followed by the text: "EPISD Office of Health and Physical Education. The Office of Health and Physical Education provides the instructional program support for K-12 health education, physical education, and adapted physical education. Curriculum development and implementation of these three content areas are provided to 360 health and physical education". Below this, there is a section for "VISION STATEMENT" and "MISSION STATEMENT". On the right side, there is a "Log out" button and a "Welcome Anita Kariya" message. Below the navigation bar, there are tabs for "Benchmarks", "Resources", and "Video". A list of benchmarks is displayed, with the first one being "Student will demonstrate a one foot balance on each side." and the second one being "Student will respond to verbal commands relating to...".

EPISD Office of Health and Physical Education

The Office of Health and Physical Education provides the instructional program support for K-12 health education, physical education, and adapted physical education. Curriculum development and implementation of these three content areas are provided to 360 health and physical education

EPISD LINKS

EPISD Website Only

Directory Lookup

EPISD Health Links

View or Print Health Curriculum

Physical Education & Health

School Health Index

School Activities Calendar

www

VISION STATEMENT

"To be recognized as facilitating a generational behavior change towards healthy choices and an active lifestyle."

MISSION STATEMENT

"Healthy Habits: Live them. Teach them."

HEALTH EDUCATION

All students in the EPISD need to be health literate.

Log out

Welcome Anita Kariya

[Click Here](#) to enter in your logged in area.

Benchmarks Resources Video

1 Student will demonstrate a one foot balance on each side. [more...](#)

2 Student will respond to verbal commands relating to... [more...](#)

3 Student will demonstrate transition from sitting to... [more...](#)

4 Student will demonstrate right and left foot dribble. [more...](#)

5 Student will demonstrate football receiving pattern. [more...](#)

6 Student will demonstrate individual defensive stance. [more...](#)

7 Student will demonstrate fielding a ground ball as... [more...](#)

8 Each student will demonstrate a... [more...](#)

On the Home Page, you'll see:

≈ **EPISD K-8 Benchmarks**, click on **"more"** to view

EPISD Resources

The screenshot shows the website for the EPISD Office of Health and Physical Education. At the top, there is a navigation bar with links for Home, About Us, Contact Us, Log Out, and Help. A date indicator shows '12th Jan Tuesday'. Below the navigation bar, the main content area features a large image of students and a text block titled 'EPISD Office of Health and Physical Education'. The text describes the office's role in providing instructional support for K-12 health, physical, and adapted physical education. To the right of the main content, there is a user login area with a 'Logout' button and a welcome message. Below the login area, there are three tabs: 'Benchmarks', 'Resources', and 'Video'. A red arrow points to the 'Resources' tab. Below the tabs, there is a list of educational standards or benchmarks, each with a 'more...' link. On the left side of the page, there is a sidebar with a 'VISION STATEMENT' and 'MISSION STATEMENT' section, followed by a 'HEALTH EDUCATION' section. The sidebar also contains a list of links under the heading 'EPISD LINKS'.

On the Home Page, you'll see:

≈ **EPISD Resources**, click on **“Resources”** tab to view

EPISD Resources

Click on “Show All Resources”

Resource List

Showing: 1 - 11 of 11 Record(s).

- EPISD Middle School Comp Health
 - MS Scope and Sequence
 - Grade 6 Unit 1 A healthy foundation.pdf
 - Grade 6 Unit 2 Understanding Your Body.pdf
 - Grade 6 Unit 3 Promoting Physical Health.pdf
 - Grade 6 Unit 4 Staying Safe.pdf
 - Grade 6 Unit 5 Staying Well.pdf
 - Grade 6 Unit 6 Drug Prevention.pdf
 - Grade 6 Unit 7 Protecting Your Health.pdf
 - Grade 7 Unit 1 Understanding Yourself and Others.p
 - Grade 7 Unit 2 Staying Safe.pdf
 - Grade 7 Unit 3 Keeping Your Body Healthy.pdf
 - Grade 7 Unit 4 Nutrition .pdf
 - Grade 7 Unit 5 Protecting Your Health-A.pdf
 - Grade 7 Unit 6 Drug Prevention.pdf
 - 8th Grade Unit 1 Your Body Systems.pdf
 - 8th Grade Unit 2 Understanding Your Body.pdf
 - 8th Grade Unit 3 Diseases and Disorders.pdf
- EPISD QPE Guide & Specs
 - All PE Power Standards Teacher Handbooks
 - PE PowerPoint Presentations
 - K-HS PE Power Standards Charts
 - PE Lessons (K-5)
 - PE Lessons (6-HS)
 - PE Resources (K-5) in Word
 - PE Resources (6-HS) in Word
 - PE Music for Dances
 - EPISD Primary "Be Active Kit"

Logout

Welcome Artie Kamiya
Click here to enter in your logged in area.

Benchmarks Resources Video

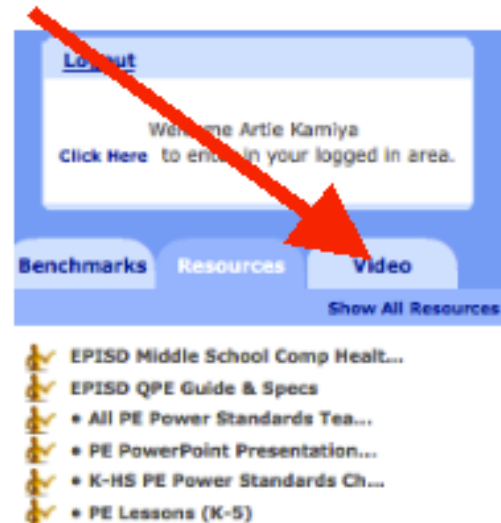
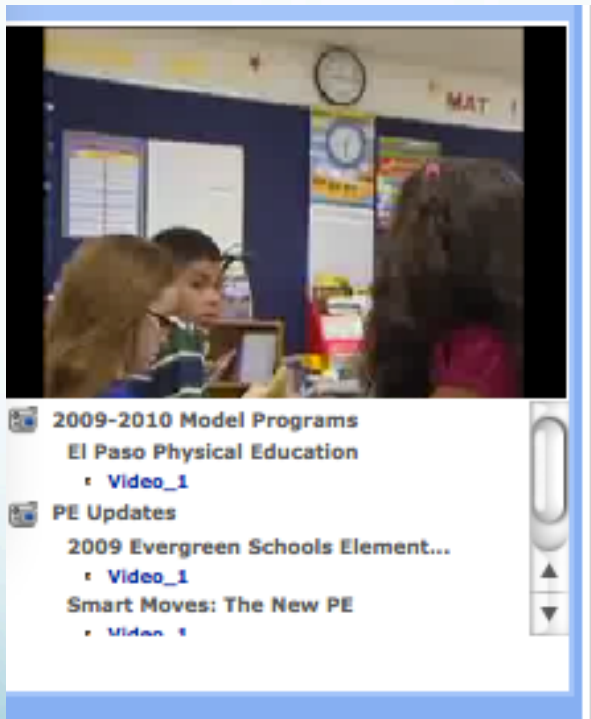
Show All Resources

- EPISD Middle School Comp Health...
- EPISD QPE Guide & Specs
- All PE Power Standards Tea...

- ≈ Click on the “Wooden Figure” to view
- ≈ Click on the “Wooden Figure” again to close
- ≈ Click on the “Close” Button at upper right-hand

EPISD Video Archives

≈ Click on “Video”

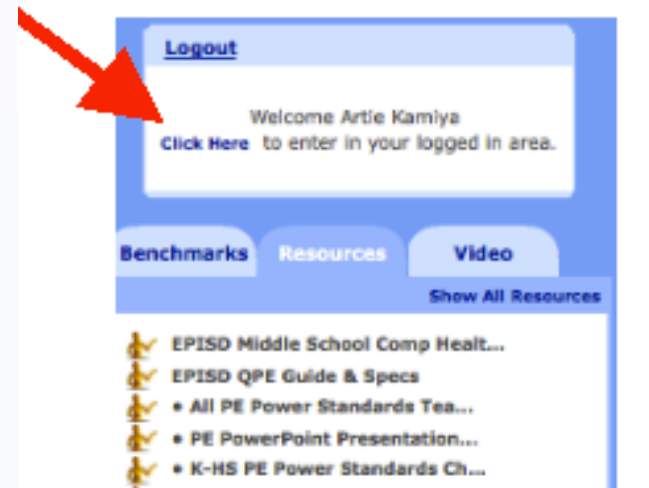
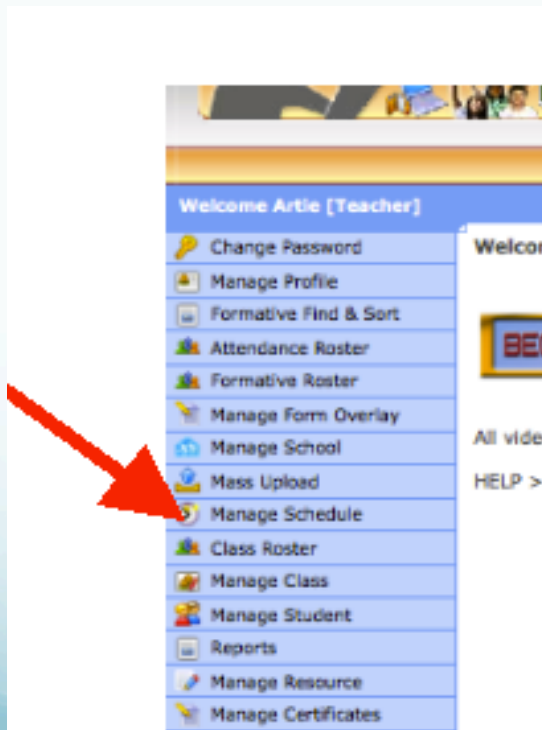


≈ Click on the “Camera Icon” to open and close

≈ Click on the “Video 1” to view video

Back to Your Admin Panel

≈ Click on “Click Here”



≈ Click on “Manage Schedule” to see schedule

Daily Schedule

≈ Click on “Green/Orange” icon

≈ To open Class Roster to see students

Print Roster Res

Standard Description:

Click on sta

ID	First Name	Last Name	Passing	Date
F001	Missy	Anderson	75%	16 Dec,
F002	Samuel	Zinn	80%	16 Dec,
F003	Kerry	Luck	60%	16 Dec,
F004	Mark	Bailey	60%	16 Dec,
F005	Sam	Jones	80%	16 Dec, 2010
F006	Christy	Zinn	100%	16 Dec, 2010
F007	Jack	Williams	75%	16 Dec, 2010
F008	Mary	Detroit	100%	16 Dec, 2010
F009	Johnny	Action	100%	16 Dec, 2010
F010	Fred	Goldsmith	100%	16 Dec, 2010
F011	Helen	Gonzales	75%	16 Dec, 2010
F012	Lupe	Abrahams	100%	16 Dec, 2010



8 am	🟢🟠 08:00 AM - 08:59 AM (Sally Jordan / Grade5)
9 am	🟢🟠 09:00 AM - 09:59 AM (Edna Morales / Grade1)
10 am	🟢🟠 10:00 AM - 10:59 AM (Richard Higgins / Grade2)
11 am	🟢🟠 11:00 AM - 11:59 AM (Emily Abernathy / Grade3)
12 pm	🟢🟠 12:10 PM - 12:40 PM (Donna Angel / Kindergarten)
1 pm	🟢🟠 01:00 PM - 01:59 PM (Donna Douse / Grade4)

	3	3	2	1	2					
	3	2	3	3						
	3	1	3	3						
	3	3	3	3						
	3	3	3	3						
	3	3	3	3						
	2	2	1	2						
	2	3	3	3						

Class Roster View

≈ Click on “Benchmark” to see description

The screenshot shows a web-based interface for a 'Class Roster View'. At the top, there are two buttons: 'Roster Result View' and 'Print Roster Result'. Below these are several sections: 'Search' with a text input field, 'Roster Info.' with fields for School, Grade, Class, Teacher, and Date, 'Form Overlay' with dropdown menus for 'Select Summative Form' and 'Select Formative Form', and 'Daily Dashboard'. The main part of the interface is a table with columns for ID, First Name, Last Name, Passing percentage, Date, and a grid of checkboxes. A red arrow points to the 'Standard Description' section, which contains the text: '1.1: Student will respond to verbal commands relating to movement: Start. Stop. Slow. Fast. Right. Left. Forward. Backward.' Another red arrow points to the 'Scale/Rubric' section, which lists three levels: (1) Not Developed, (2) Developing, and (3) Achieved, each with a brief description. A third red arrow points to the 'Scale/Rubric' section from the text below.

ID	First Name	Last Name	Passing	Date	1.1	1.2	1
F001	Missy	Anderson	50%	18 Jan, 2011	<input type="checkbox"/>	<input type="checkbox"/>	<input type="checkbox"/>
F002	Samuel	Zinn	50%	18 Jan, 2011	<input type="checkbox"/>	<input type="checkbox"/>	<input type="checkbox"/>
F011	Helen	Gonzales	75%	16 Dec, 2010	<input type="checkbox"/>	<input type="checkbox"/>	<input type="checkbox"/>
F012	Lupe	Abrahams	----	18 Jan, 2011	<input type="checkbox"/>	<input type="checkbox"/>	<input type="checkbox"/>
F005	Sam	Jones	50%	18 Jan, 2011	<input type="checkbox"/>	<input type="checkbox"/>	<input type="checkbox"/>
F006	Christy	Zinn	100%	18 Jan, 2011	<input type="checkbox"/>	<input type="checkbox"/>	<input type="checkbox"/>
F007	Jack	Williams	0%	18 Jan, 2011	<input type="checkbox"/>	<input type="checkbox"/>	<input type="checkbox"/>
F008	Mary	Detroit	----	18 Jan, 2011	<input type="checkbox"/>	<input type="checkbox"/>	<input type="checkbox"/>
F009	Johnny	Action	----	18 Jan, 2011	<input type="checkbox"/>	<input type="checkbox"/>	<input type="checkbox"/>
F010	Fred	Goldsmith	----	18 Jan, 2011	<input type="checkbox"/>	<input type="checkbox"/>	<input type="checkbox"/>
F003	Kerry	Luck	33.33%	18 Jan, 2011	<input type="checkbox"/>	<input type="checkbox"/>	<input type="checkbox"/>
F004	Mark	Bailey	0%	18 Jan, 2011	<input type="checkbox"/>	<input type="checkbox"/>	<input type="checkbox"/>

Standard Description:
1.1: Student will respond to verbal commands relating to movement: Start. Stop. Slow. Fast. Right. Left. Forward. Backward.

Scale/Rubric

- (1) Not Developed:
Not Developed (Meets six of eight criteria)
- (2) Developing:
Developing (Meets seven criteria)
- (3) Achieved:
Achieved (Meets eight criteria)

≈ The “Scale/Rubric” appears here

Entering Scores

≈ Click on boxes to enter scores

Standard Description:

1.1: Student will respond to verbal commands relating to movement: Start. Stop

ID	First Name	Last Name	Passing	Date	1.1		1.2	
					1	2	1	2
F001	Missy	Anderson	50%	18 Jan, 2011	<input type="text" value="1"/>	<input type="text" value="2"/>	<input type="text"/>	<input type="text"/>
F002	Samuel	Zinn	50%	18 Jan, 2011	<input type="text" value="1"/>	<input type="text"/>	<input type="text" value="2"/>	<input type="text"/>
F011	Helen	Gonzales	75%	16 Dec, 2010	<input type="text" value="2"/>	<input type="text" value="2"/>	<input type="text" value="1"/>	<input type="text" value="2"/>
F012	Lupe	Abrahams	----	18 Jan, 2011	<input type="text"/>	<input type="text"/>	<input type="text"/>	<input type="text"/>
F005	Sam	Jones	50%	18 Jan, 2011	<input type="text"/>	<input type="text"/>	<input type="text" value="2"/>	<input type="text" value="1"/>

≈ Enter scores of “1” or “2” to indicate students not yet achieving EL Paso ISD Benchmarks

Assign Default Value (3)

≈ Click to Assign Default Value of 3

≈ All empty boxes convert to 3's




First Name	Last Name	Passing	Date	1.1	1.2	1.3	1.4	1.5
Lupe	Abrahams	100%	18 Jan, 2011	<input type="text" value="3"/>	<input type="text" value="3"/>	<input type="text" value="3"/>	<input type="text" value="3"/>	<input type="text" value="3"/>
Fred	Goldsmith	100%	18 Jan, 2011	<input type="text" value="3"/>	<input type="text" value="3"/>	<input type="text" value="3"/>	<input type="text" value="3"/>	<input type="text" value="3"/>
Johnny	Action	100%	18 Jan, 2011	<input type="text" value="3"/>	<input type="text" value="3"/>	<input type="text" value="3"/>	<input type="text" value="3"/>	<input type="text" value="3"/>
Mary	Detroit	100%	18 Jan, 2011	<input type="text" value="3"/>	<input type="text" value="3"/>	<input type="text" value="3"/>	<input type="text" value="3"/>	<input type="text" value="3"/>
Jack	Williams	75%	18 Jan, 2011	<input type="text" value="3"/>	<input type="text" value="1"/>	<input type="text" value="3"/>	<input type="text" value="3"/>	<input type="text" value="3"/>
Christy	Zinn	100%	18 Jan, 2011	<input type="text" value="3"/>	<input type="text" value="2"/>	<input type="text" value="3"/>	<input type="text" value="3"/>	<input type="text" value="3"/>

Form Overlays

≈ Select Form from Pull-Down

≈ Click on Magnifying Glass to open

Roster Info.
School: Demo Elementary
Grade: Kindergarten
Class: K01
Teacher: Donna Angel
Date: Tue, Jan 18, 2011

Form Overlay
Select Summative Form:
Fitnessgram (DM) 
Select Formative Form:

ID
K001
K002
K003
K004
K005
K006
K007
K008
K009

ID	First Name	Last Name	Date	Pacer #	Sit & Reach inches	Push-Ups #	Trunk Lift inches
K001	Angela	Adams	18 Jan, 2011	13	2	5	6
K002	Benji	Jones	04 Sep, 2010	15	6	1	2
K003	Katrina	Brown	18 Jan, 2011	22	3	18	4
K004	Jim	Cooke	04 Sep, 2010	6	8	12	5
K005	Alex	Apple	12 Jan, 2011	34	2	2	2
K006	Sandi	Jackson	12 Jan, 2011	17	2	1	1
K007	Jack	Davis	12 Jan, 2011	34	22	12	11

Fitnessgram Scores

Form Overlays

- ≈ Can Print and E-Mail Student Certificates if desired
- ≈ Can add personalized message as needed

ID	First Name	Last Name
K001	Angela	Adams
K002	Benji	Jones
K003	Katrina	Brown
K004	Jim	Cooke
K005	Alex	Apple
K006	Sandi	Jackson
K007	Jack	Davis

Pacer

Roster Student Result List [Print](#) [Send Email](#) [Close](#)

Certificate Issued
 Certificate Not Issued
 [Message](#)

Printer Orientation:

	#	Name	Result
<input type="checkbox"/>	1	Alex Apple	Pass
<input type="checkbox"/>	2	Jack Davis	Pass
<input type="checkbox"/>	3	Donna Freeze	Pass

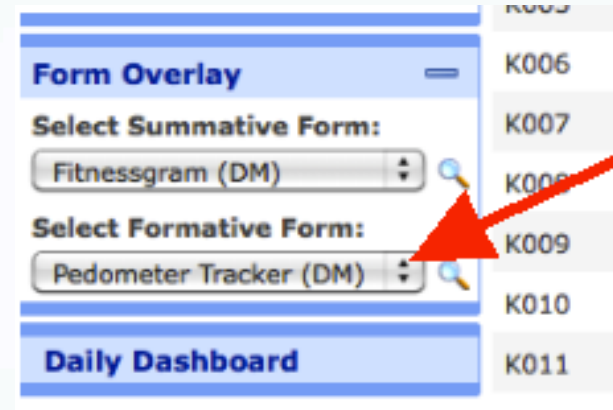
	12 Jan, 2011	<input type="text" value="17"/>	<input type="text" value="2"/>	<input type="text" value="1"/>	<input type="text" value="1"/>
	12 Jan, 2011	<input type="text" value="34"/>	<input type="text" value="22"/>	<input type="text" value="12"/>	<input type="text" value="11"/>

Fitnessgram Scores

Form Overlays

≈ Select Form from Pull-Down

≈ Click on Magnifying Glass to open



Pedometer Tracker

First Name	Last Name	Wed	Thu	Fri	Mon	Tue	Wed	Thu	Fr	Start #	Gain For Today #	Personal Best Gain #	Daily Average #	Total
Angela	Adams	800	910	911	900	900	901	2000	200	900	1100	1100	869	13022
Benji	Jones	800	910	956	900	900	902	2000	200	900	1100	1100	872	13068
Katrina	Brown	800	910	890	900	900	903	2000	200	900	1100	1100	867	13003
Jim	Cooke	800	910	893	900	900	904	2000	200	900	1100	1100	868	13007
Alex	Apple	800	910	678	900	900	905	2000	200	900	1100	1100	853	12793
Sandi	Jackson	500	600	600	800	800	1000	1000	100	500	1500	1500	620	9300
Jack	Davis	500	600	600	800	800	1000	1000	100	500	-400	500	494	7400
Donna	Freeze	500	600	600	800	800	1000	1000	100	500	-300	500	500	7500
Tom	Toons	500	600	600	800	800	1000	1000	100	500	-200	500	507	7600
Mikial	Thomas	500	600	600	800	800	1000	1000	100	500	-100	500	514	7700
Fanta	Folks	500	600	600	800	800	1000	1000	100	500	0	500	520	7800

Daily Dashboard

- ≈ For Attendance, Hellison's Rubrics (1-5)
- ≈ Quick Notes, Teacher Notes
- ≈ Click on **“Daily Dashboard”** to open
- ≈ To be TEAMS-Compatible


Grade: Kindergarten K00
Class: K01 K00
Teacher: Donna Angel K00
Date: Tue, Jan 18, 2011 K00

Form Overlay K00

Select Summative Form: K00
 Fitnessgram (DM) K00

Select Formative Form: K00
 Pedometer Tracker (DM) K01

Daily Dashboard K01



Daily Dashboard

First Name	Last Name	Date	At	Ch	Qn	Tn
Angela	Adams	Tue 01/18/2011	Present	2	Frequent Reminders	
Benji	Jones	Tue 01/18/2011	--select--	--select--	--select--	

VPETouch Application

